

Name of the Company : ASSOCIATED STONE INDUSTRIES (KOTAH) LTD.

Scrip Code : 502015 ✓

Class of Security : Equity

Name of the Scrip: ASSOSTNB

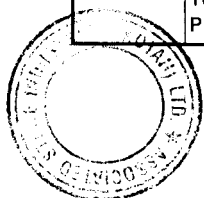
Quarter ended :31.12.2011 ✓

Category Code	Partly paid up shares	Number of partly paid up shares	As a % of Total Number of Partly paid up shares	As a % of Total number of shares of the Company
	Held by Promoter/Promoter group	0	0.00	0.00
	Held by Public	0	0.00	0.00
	<b>Total</b>	<b>0</b>	<b>0.00</b>	<b>0.00</b>
	Outstanding Convertible Securities	Number of outstanding Securities	As a % of Total No. of outstanding Con. Securities	As a % of Total No. of shares of the Company, assuming full conversion of the securities'
	Held by Promoter/Promoter group	0	0.00	0.00
	Held by Public	0	0.00	0.00
	<b>Total</b>	<b>0</b>	<b>0.00</b>	<b>0.00</b>
	Warrants	Number of warrants	As a % of Total No. of warrants	As a % of Total No. of shares of the Company, assuming full conversion of warrants
	Held by Promoter/Promoter group	0	0.00	0.00
	Held by Public	0	0.00	0.00
	<b>Total</b>	<b>0</b>	<b>0.00</b>	<b>0.00</b>
	<b>Total Paid up capital of the Company, assuming full conversion of warrants and convertible securities</b>	<b>0</b>	<b>0.00</b>	<b>0.00</b>


Statement showing shareholding pattern

Table (I) (a)

Category Code (I)	Category of shareholder (II)	No. of shareholders (III)	Total No. of shares (IV)	No. of shares held in dematerialised form (V)	Total shareholding as a percentage of total no. of shares		Shares Pledged on otherwise encumbered	
					As a percentage of (A+B) (VI)	As a percentage of (A+B+C) (VII)	Number of shares (VIII)	As a percentage (IX)= (VIII)/(IV)*100
(A)	Shareholding of Promoter and Promoter Group 2							
1)	Indian							
(a)	Individuals/Hindu Undivided Family	5	543344	543344	4.10	4.10	Nil	Nil
(b)	Central Government/State Government(s)		-	-				-
(c)	Bodies Corporate	6	8789796	8789796	66.30	66.30	Nil	Nil
(d)	Financial Institutions/Banks		-	-				
(e)	Any other (Specify)							
(e-i)	Associate Company		-	-				
	<b>SUB TOTAL (A)(1)</b>	<b>11</b>	<b>9333140</b>	<b>9333140</b>	<b>70.40</b>	<b>70.40</b>	<b>Nil</b>	<b>Nil</b>
2)	Foreign							
(a)	Non-Resident Individuals/Foreign Nationals		-	-			-	-
(b)	Bodies Corporate		-	-			-	-
(c)	Institutions		-	-			-	-
(d)	Any Other (Specify)		-	-			-	-
	<b>SUB TOTAL (A)(2)</b>		-	-			-	-
	<b>Total Shareholding of Promoter and Promoter Group (A)=(A)(1)+(A)(2)</b>	<b>11</b>	<b>9333140</b>	<b>9333140</b>	<b>70.40</b>	<b>70.40</b>	<b>Nil</b>	<b>Nil</b>




<b>(B)</b>	<b>Public shareholding</b>							
<b>1)</b>	<b>Institutions</b>							
(a)	Mutual Funds/UTI							
(b)	Financial Institutions/Banks	-	-	-	-	-		
(c)	Central Government/State Government(s)							
(d)	Venture Capital Funds							
(e)	Insurance Companies							
(f)	Foreign Institutional Investors							
(g)	Foreign Venture Capital Investors							
(h)	Any Other (Specify)							
(h-i)	Trust							
	<b>Sub-Total(B) (1)</b>	<b>0</b>	<b>0</b>	<b>0</b>	<b>0.00</b>	<b>0.00</b>	<b>NA</b>	<b>NA</b>
<b>2)</b>	<b>Non-Institutions</b>							
(a)	Bodies Corporate	109	791913	789087	5.97	5.97		
(b)	Individuals							
	i) Individual shareholders holding nominal share Capital up to Rs.1 lakh	2610	2184630	1485099	16.48	16.48		
	ii) Individual shareholders holding nominal share capital in excess of Rs.1lakh	18	884849	626037	6.67	6.67		
(c)	Any other (Specify)							
	(i) Foreign Nationals	0	0	0	0.00	0.00		
	(ii) Non-resident Individuals (Rep.)	18	30782	30782	0.23	0.23		
	(iii) Non-resident Individuals (Non-Rep.)	7	31432	28112	0.24	0.24		
	(iv) Overseas Corporate Bodies	0	0	0	0.00	0.00		
	<b>Sub-Total(B) (2)</b>	<b>2762</b>	<b>3923606</b>	<b>2959117</b>	<b>29.60</b>	<b>29.60</b>	<b>NA</b>	<b>NA</b>
	<b>Total Public Shareholding (B)=(B)(1)+(B)(2)</b>	<b>2762</b>	<b>3923606</b>	<b>2959117</b>	<b>29.60</b>	<b>29.60</b>	<b>NA</b>	<b>NA</b>
	<b>Total (A)+(B)</b>	<b>2773</b>	<b>13256746</b>	<b>12292257</b>	<b>100.00</b>	<b>100.00</b>		
<b>C)</b>	<b>Shares held by Custodians and against which Depository Receipts have been issued</b>							
1	Promoter and Promoter Group	-	-	-	-	-	-	-
2	Public	-	-	-	-	-	-	-
	<b>GRAND TOTAL (A)+(B)+C)</b>	<b>2773</b>	<b>13256746</b>	<b>12292257</b>	<b>100.00</b>	<b>100.00</b>	<b>NA</b>	<b>NA</b>



(I)(b) Statement showing holding of securities (including shares, warrants, convertible securities) of persons belonging to the category "Promoter and Promoter Group"

Sr. No.	Name of the shareholder	Details of Shares held		Encumbered shares (*)			Details of warrants		Details of convertible securities		Total shares (including underlying shares assuming full conversion of warrants and convertible securities) as a % of diluted share capital
		Number of shares held	As a % of grand total (A) + (B) + (C)	No.	As a percentage	As a % of grand total (A)+(B)+(C) of sub-clause (I)(a)	Number of warrants held	As a % total number of warrants of the same class	Number of convertible securities held	As a % total number of convertible securities of the same class	
(I)	(II)	(III)	(IV)	(V)	(VI)=(V)/(III)*100	(VII)	(VIII)	(IX)	(X)	(XI)	(XII)
1	DEEPAK JATIA	225362	1.70	N. A.	N. A.	N. A.	N. A.	N. A.	N. A.	N. A.	1.70
2	ANITA JATIA	153882	1.16	N. A.	N. A.	N. A.	N. A.	N. A.	N. A.	N. A.	1.16
3	DEEPAK JATIA HUF	124222	0.94	N. A.	N. A.	N. A.	N. A.	N. A.	N. A.	N. A.	0.94
4	TUSHYA JATIA	21478	0.16	N. A.	N. A.	N. A.	N. A.	N. A.	N. A.	N. A.	0.16
5	PRERNA JATIA	18400	0.14	N. A.	N. A.	N. A.	N. A.	N. A.	N. A.	N. A.	0.14
6	SAMPOORNA EXPORTS PVT.LTD	2279632	17.20	N. A.	N. A.	N. A.	N. A.	N. A.	N. A.	N. A.	17.20
7	DEVASHISH EXPORTS PVT. LTD	2273434	17.15	N. A.	N. A.	N. A.	N. A.	N. A.	N. A.	N. A.	17.15
8	SUNDATTA SIRUR PVT LTD	2004076	15.12	N. A.	N. A.	N. A.	N. A.	N. A.	N. A.	N. A.	15.12
9	STATUS IMPEX PVT.LTD	1519506	11.46	N. A.	N. A.	N. A.	N. A.	N. A.	N. A.	N. A.	11.46
10	DEEJAY MINING & EXPORTS PVT LTD	711148	5.36	N. A.	N. A.	N. A.	N. A.	N. A.	N. A.	N. A.	5.36
11	DEE JAY REALTY PVT LTD	2000	0.02	N. A.	N. A.	N. A.	N. A.	N. A.	N. A.	N. A.	0.02
TOTAL		9333140	70.40	✓							70.40

(\*) The term "encumbrance" has the same meaning as assigned to it in regulation 28(3) of the SAST Regulations, 2011



(I)(c)(i) Statement showing holding of securities (including shares, warrants, convertible securities) of persons belonging to the category "Public" and holding more than 1% of the total number of shares

Sr. No.	Name of the shareholder	Number of shares held	Shares as a percentage of total number of shares {i.e., Grand Total (A)+(B)+(C) indicated in Statement at para (I)(a) above}	Details of warrants		Details of convertible		Total shares (including underlying shares assuming full conversion of
				Number of warrants held	As a % total number of warrants of the same class	Number of convertible securities held	% w.r.t total number of convertible securities of the same class	
1	HALAN PROPERTIES PVT.LTD	510000	3.85	N. A.	N. A.	N. A.	N. A.	3.85
2	MITA DIPAK SHAH	152191	1.15	N. A.	N. A.	N. A.	N. A.	1.15
3	SATJIT SINGH	137292	1.04	N. A.	N. A.	N. A.	N. A.	1.04
TOTAL		799483	6.03					6.03

(I)(c)(ii) Statement showing holding of securities (including shares, warrants, convertible securities) of persons (together with PAC) belonging to the category "Public" and holding more than 5% of the total number of shares of the company

Sr. No.	Name(s) of the shareholder(s) and the Persons Acting in Concert (PAC) with them	Number of shares	Shares as a percentage of total number of shares {i.e., Grand Total (A)+(B)+(C) indicated in Statement at para	Details of warrants		Details of convertible		Total shares (including underlying shares assuming full
				Number of warrants	As a % total number of warrants of the same class	Number of convertible securities held	% w.r.t total number of convertible securities of the same class	
	N. A.			N. A.	N. A.	N. A.	N. A.	N. A.
TOTAL								0

(I)(d) Statement showing details of locked-in shares

Sr. No.	Name of the shareholder	Number of locked in shares	Locked-in shares as a percentage of total number of shares {i.e., Grand Total (A)+(B)+(C) indicated in Statement at para (I)(a) above}
	N. A.		
TOTAL			

(II)(a) Statement showing details of Depository Receipts (DRs)

Sr. No.	Type of outstanding DR (ADRs, GDRs, SDRs, etc.)	Number of outstanding DRs	Number of shares underlying outstanding DRs	Shares underlying outstanding DRs as a percentage of total number of shares {i.e., Grand Total (A)+(B)+(C) indicated in Statement at para (I)(a) above}
	N. A.			
TOTAL				

(II)(b) Statement showing holding of Depository Receipts (DRs), where underlying shares held by "promoter/promoter group" are in excess of 1% of the total number of shares

Sr. No.	Name of the DR Holder	Type of outstanding DR (ADRs, GDRs, SDRs, etc.)	Number of shares underlying outstanding DRs	Shares underlying outstanding DRs as a percentage of total number of shares {i.e., Grand Total (A)+(B)+(C) indicated in Statement at para (I)(a) above}
	N. A.			

